

**DUAL-TAP (12V/15V AC) LANDSCAPE TRANSFORMERS WITH TIMER & PHOTOCELL SLIDE DOOR**

:: Catalog No.	<b>TR-40W-DT-TPC-SS</b>	<b>TR-75W-DT-TPC-SS</b>	<b>TR-100W-DT-TPC-SS</b>	<b>TR-200W-DT-TPC-SS</b>
:: Wattage	40W	75W	100W	200W
:: Finish	Stainless Steel	Stainless Steel	Stainless Steel	Stainless Steel
:: Input Voltage	120V 60Hz	120V 60Hz	120V 60Hz	120V 60Hz
:: Terminal Blocks	2	2	2	2
:: Dimensions	L 8.2" - W 3.67" - H 4.2"		L 11.35" - W 4.05" - H 4.05"	
:: Accessories included	 Built-in timer Non-removable pins	 Built-in Photocell Non-removable	 6 Foot plug-in cord	 Magnetic circuit breaker on secondary to protect lighting system



**WEATHER-PROOF MINI LANDSCAPE TRANSFORMERS (12V AC)**

:: Catalog No.	<b>LVT-60</b>	<b>LVT-100</b>
:: Wattage	60W	100W
:: Input Voltage	120V AC	120V AC
:: Dimensions	L 3" - W 1-5/16" - H 1-3/4" (6-1/2" wire length)	L 4" - W 1-3/4" - H 1" (9" wire length)





**MULTI-TAP (12V/13V/14V/15V AC) LANDSCAPE TRANSFORMERS  
TIMER & PHOTOCELL READY NOT INCLUDED - HINGE DOOR**

:: Catalog No.	TR-150W-MT-SS	TR-300W-MT-SS	TR-600W-MT-SS	TR-900W-MT-SS
:: Wattage	150W	300W	600W	900W
:: Finish	Stainless Steel	Stainless Steel	Stainless Steel	Stainless Steel
:: Input Voltage	120V 60Hz	120V 60Hz	120V 60Hz	120V 60Hz
:: Terminal Blocks	2	2	2	2
:: Dimensions	L 11.4" - W 5.4" - H 5.3"	L 12.6" - W 5.9" - H 5.9"	L 18.1" - W 7.9" - H 7.9"	

D44






:: Options			
------------	---	--	---

**PLUG-IN MECHANICAL TIMER**

**PLUG-IN DIGITAL TIMER**

**PLUG-IN PHOTOCELL**

:: Catalog No.	TR-MTMR	TR-DTMR	TR-PC
:: Description	24-Hour 3-Prong Mechanical Plug-in Timer	7-Day 3-Prong Digital Plug-in Timer	Photocell with Plug-in Molex Connector

:: Accessories included		6 Foot plug-in cord included with Transformers	   
-------------------------	---	--	---